


# **Trees, trees, and more trees**

Rich Gibson

FRD NMRA meeting, 2/19/2024

There is a difference between  
making trees and making forests

*Tony Koester*



I need to make forests

# Keys to making deciduous trees

- Find good armatures (natural materials)
- Match flock size to branch spacing
- Use appropriate adhesive

Plant	Flock size	Adhesive
Supertrees	Coarse turf	Matte medium
Oakleaf hydrangea	Coarse turf	Spray adhesive
Nandina	Underbrush	Spray adhesive

Other plants people use:

Crepe Myrtle, Sagebrush, Saltbush,  
Sedum, Goldenrod, Rabbitbrush, etc.

# Oakleaf Hydrangea



# Hydrangea steps

1. Cut flower heads after they dry
2. Remove any remaining flower petals
3. Trim and paint (if needed/desired)
4. Spray with adhesive
5. Sprinkle on coarse turf as flock

# Nandina domestica



# Nandina steps

1. Cut off berry clusters after they dry
2. Remove any remaining berries
3. Trim and paint (if needed/desired)
4. Spray with adhesive
5. Sprinkle on “underbrush” as flock

# Supertrees (Scenic Express) “Norwegian sagebrush”





# Supertree preparation 1

Separate into tree-sized pieces and remove leaves



Keep all the extra bits!

- Leaves are good for modeling harvested corn fields
- Extra branches can be flocked for underbrush

# Supertree preparation 2

Soak in dilute matte medium  
Hang upside down with weights to dry




Paint desired color



# Supertree preparation 3

Ready to flock



# Supertree preparation 4

1. Roll tree branches in diluted matte medium
2. Try to avoid getting glue on trunk
3. Sprinkle on coarse turf flock

# Supertree preparation 5

Hang upside-down to dry



# Adding fall color

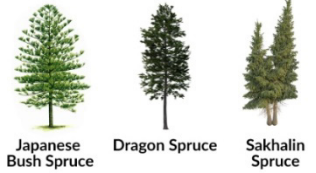
1. Spray flocked tree with cheap hairspray
2. Sprinkle on leaf flock from top down
3. Overspray with hairspray

*Can also do this for summer trees to enhance “leafy” appearance*

# Conifers


## Types of SPRUCE TREES

CONIFEROUS FOREST





## Types of FIR TREES

CONIFEROUS FOREST



## TYPES OF PINE TREES

CONIFEROUS FOREST





Black Hills spruce

Ponderosa Pine



Eastern White Pine



# Bottle brush trees

1. Floral wire + sisal rope cut into 2" pieces
2. Disaggregate rope into individual strands
3. Spread sisal strands between two pieces of wire
4. Twist until tight
5. Cut into tree-length pieces
6. Trim to shape and thin if desired
7. Paint (camo brown, dark gray, black)
8. Apply spray adhesive
9. Flock with fine or coarse turf









